

917782-1 ✓ ACTIVE

AMP Signal Double Lock


TE Internal #: 917782-1

PCB Mount Header, Vertical, Wire-to-Board, 4 Position, 2.5 mm [.098 in] Centerline, Fully Shrouded, Tin, Through Hole - Solder, AMP Signal Double Lock

[View on TE.com >](#)



Connectors > PCB Connectors > PCB Headers & Receptacles



Connector System: **Wire-to-Board**

Number of Positions: **4**

Number of Rows: **1**

Centerline (Pitch): **2.5 mm [.098 in]**

PCB Mount Orientation: **Vertical**

Features

Product Type Features

Connector System	Wire-to-Board
Header Type	Fully Shrouded
Sealable	No
Connector & Contact Terminates To	Printed Circuit Board
PCB Connector Assembly Type	PCB Mount Header

Configuration Features

Number of Positions	4
Number of Rows	1
PCB Mount Orientation	Vertical

Electrical Characteristics

Operating Voltage	250 VAC
-------------------	---------

Body Features

Connector Profile	Standard
Primary Product Color	Natural



Contact Features

Contact Layout	Inline
Contact Mating Area Length	4.7 mm[.18 in]
Mating Square Post Dimension	.64 mm[.025 in]
PCB Contact Termination Area Plating Material Thickness	.8 – 2.5 μm [31.49 – 98.42 μin]
Contact Underplating Material Thickness	.5 – 1.2 μm [19.68 – 47.24 μin]
Contact Mating Area Plating Material Thickness	.8 μm [31.49 μin]
PCB Contact Termination Area Plating Material Finish	Matte
Contact Shape & Form	Square
Contact Mating Area Plating Material Finish	Matte
Contact Underplating Material	Copper
PCB Contact Termination Area Plating Material	Tin
Contact Base Material	Copper Alloy
Contact Mating Area Plating Material	Tin
Contact Type	Pin
Contact Current Rating (Max)	3 A

Termination Features

Square Termination Post & Tail Dimension	.64 mm[.025 in]
Termination Post & Tail Length	3.2 mm[.126 in]
Termination Method to Printed Circuit Board	Through Hole - Solder

Mechanical Attachment

PCB Mount Alignment Type	Boss
Mating Alignment Type	Polarization
Mating Retention	With
PCB Mount Retention Type	Kinked
Mating Retention Type	Latch
Connector Mounting Type	Board Mount
Mating Alignment	With
PCB Mount Alignment	With
PCB Mount Retention	With

Housing Features

Housing Material	Nylon 6/6 GF
------------------	--------------



Centerline (Pitch)	2.5 mm[.098 in]
--------------------	-----------------

Dimensions

Connector Length	12.5 mm[.49 in]
Connector Height	9.8 mm[.38 in]
Connector Width	8.2 mm[.32 in]
PCB Thickness (Recommended)	1.6 mm[.063 in]

Usage Conditions

Operating Temperature Range	-30 – 105 °C[-22 – 221 °F]
-----------------------------	----------------------------

Operation/Application

Circuit Application	Signal
---------------------	--------

Industry Standards

Glow Wire Rating	Glow Wire
UL Flammability Rating	UL 94V-0

Packaging Features

Packaging Quantity	200
Packaging Type	Bag, Box

Product Compliance

[For compliance documentation, visit the product page on TE.com>](#)

EU RoHS Directive 2011/65/EU	Compliant
EU ELV Directive 2000/53/EC	Compliant
China RoHS 2 Directive MIIT Order No 32, 2016	No Restricted Materials Above Threshold
EU REACH Regulation (EC) No. 1907/2006	Current ECHA Candidate List: JUNE 2022 (224) Candidate List Declared Against: JUNE 2022 (224) Does not contain REACH SVHC
Halogen Content	Not Low Halogen - contains Br or Cl > 900 ppm.
Solder Process Capability	Wave solder capable to 265°C

Product Compliance Disclaimer

This information is provided based on reasonable inquiry of our suppliers and represents our current actual knowledge based on the information they provided. This information is subject to change. The part numbers that TE has identified as EU RoHS compliant have a maximum concentration of 0.1% by weight in homogenous materials for lead, hexavalent chromium, mercury, PBB, PBDE, DBP, BBP, DEHP, DIBP, and 0.01% for cadmium, or qualify for an exemption to these limits as defined in the Annexes of Directive 2011/65/EU (RoHS2). Finished electrical and electronic equipment products

will be CE marked as required by Directive 2011/65/EU. Components may not be CE marked. Additionally, the part numbers that TE has identified as EU ELV compliant have a maximum concentration of 0.1% by weight in homogenous materials for lead, hexavalent chromium, and mercury, and 0.01% for cadmium, or qualify for an exemption to these limits as defined in the Annexes of Directive 2000/53/EC (ELV). Regarding the REACH Regulation, the information TE provides on SVHC in articles for this part number is based on the latest European Chemicals Agency (ECHA) 'Guidance on requirements for substances in articles' posted at this URL: <https://echa.europa.eu/guidance-documents/guidance-on-reach>

Compatible Parts




TE Part # 5-917688-1
SIGNAL DOUBLE LOCK PLUG HSG 4P
GWT




TE Part # CAT-SI261-P729
STD Temp Signal Double Lock Plug

Also in the Series | AMP Signal Double Lock




Connector Contacts(8)




Insertion & Extraction Tools(1)




PCB Headers & Receptacles(145)




PCB Latches, Locks & Retainers(17)



Rectangular Caps & Covers(1)




Rectangular Connector Housings(23)




Rectangular Connector Locking(2)




Rectangular Connector Seals(10)




Rectangular Power Connectors(3)



Standard Rectangular Connectors(1)



Wire-to-Board Connector Assemblies
& Housings(76)



Wire-to-Board Connector Contacts(6)

Documents



Product Drawings

2.5 S.D.L POST HDR ASY 4P STD

English

CAD Files

3D PDF

3D

Customer View Model

[ENG_CVM_CVM_917782-1_N.2d_dxf.zip](#)

English

Customer View Model

[ENG_CVM_CVM_917782-1_N.3d_igs.zip](#)

English

Customer View Model

[ENG_CVM_CVM_917782-1_N.3d_stp.zip](#)

English

By downloading the CAD file I accept and agree to the [Terms and Conditions](#) of use.

Datasheets & Catalog Pages

SOFT_SHELL_PIN_AND_SOCKET_CONNECTORS_CATALOG

English

1773458-3_2.5MM_SIGNAL_DOUBLE_LOCK_CONNECTORS

English

Product Environmental Compliance

MD_917782-1_0422201446_dmtec

English

MD_917782-1_0422201446_dmtec

English

Instruction Sheets

Instruction Sheet (non U.S.)

English

AMP 2.5 SIGNAL DOUBLE LOCK CONNECTOR SERIES

English

Agency Approvals

CSA Certificate

English

CSA Certificate

English